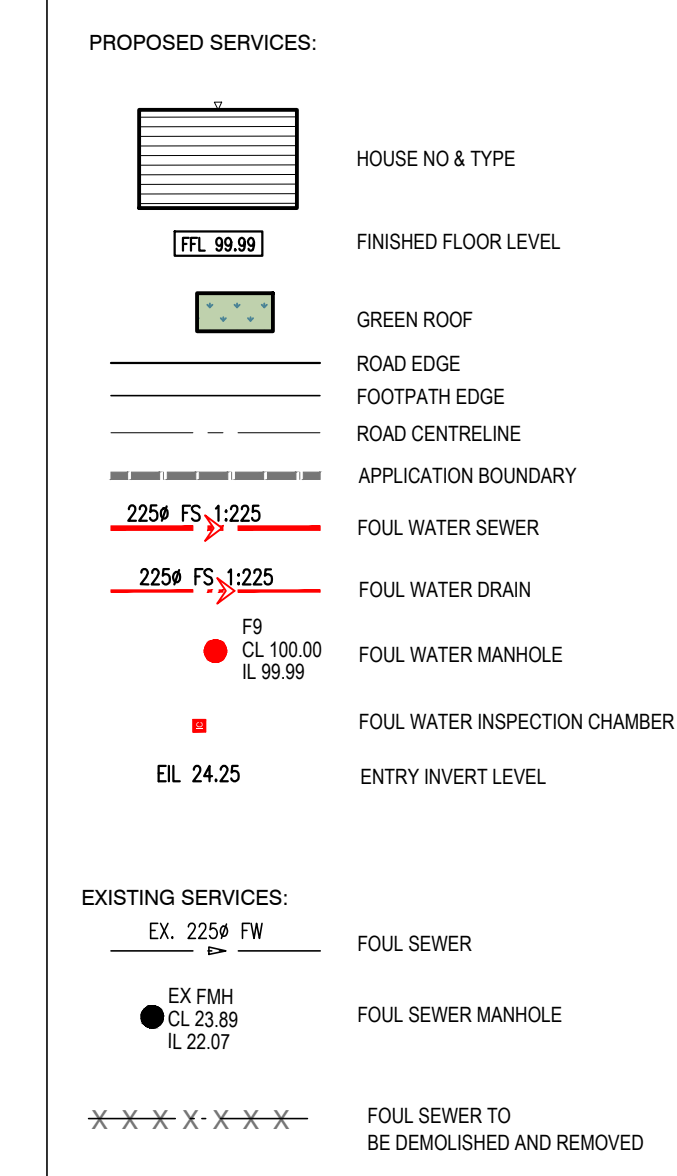
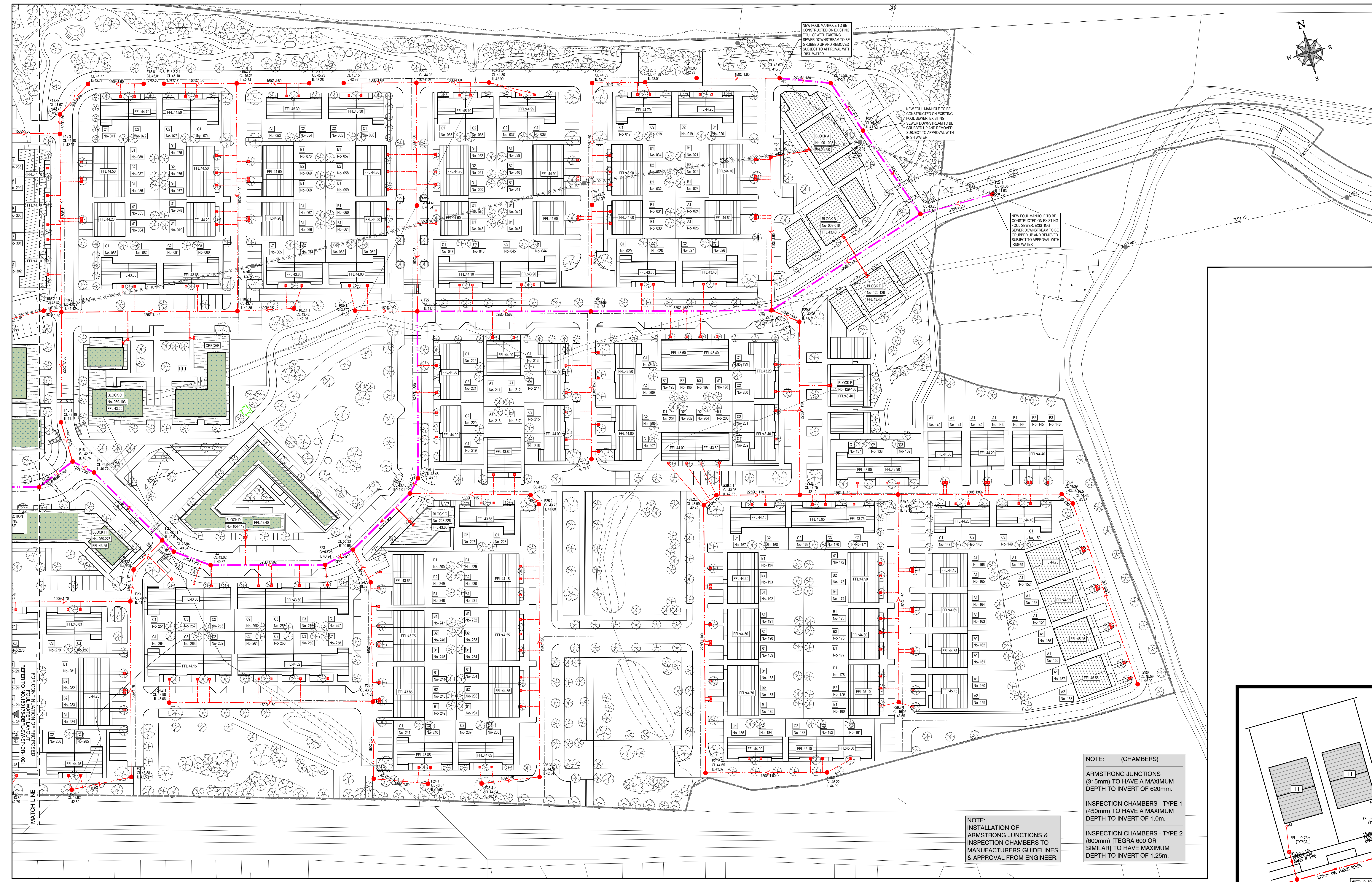


© COPYRIGHT OF THIS DRAWING IS RESERVED BY DBFL CONSULTING ENGINEERS. NO PART SHALL BE REPRODUCED OR TRANSMITTED WITHOUT THEIR WRITTEN PERMISSION.

ON ORIGINAL

NOTES:

- ALL DIMENSIONS AND LEVELS IN METRES, EXCEPT F
- NOTED OTHERWISE
- ALL LEVELS TO MAIN HEAD DATUM
- REFER TO ARCHITECTS PLAN LAYOUTS FOR SITE BOUNDARY / CLIENT OWNERSHIP BOUNDARY / WORKS BOUNDARY
- FOUL SEWER PIPE MATERIAL SHALL BE UPVC (EN8) WHICH IS IN ACCORDANCE WITH SECTION 3.1.3 OF THE WASTEWATER CODE OF PRACTICE
- ALL MAIN SEWERS WITH LESS THAN 1.2m COVER UNDER ROADS AND 0.3m COVER UNDER GRASSED AREAS AND FOOTPATHS TO BE SURROUNDED IN 150mm CONCRETE
- ALL COVERS IN PUBLIC AREAS TO BE EN 124 D400 UNLESS NOTED OTHERWISE & MARKED AS SUCH
- ALL WORKS TO BE UNDERTAKEN IN ACCORDANCE WITH RSI WATER CODE OF PRACTICE AND STANDARD DETAILS FOR WASTEWATER INFRASTRUCTURE
- BE SPECIFICATION FOR DIMENSIONS
- GREATER DUBAI CODE OF PRACTICE FOR DRAINAGE WORKS
- RECOMMENDATIONS FOR SITE DEVELOPMENT WORKS
- CE CERTIFICATION TO BE PROVIDED FOR ALL PRODUCTS COVERED BY THE CE CONSTRUCTION PRODUCTS REGULATION (NO.305/2011-EN)
- ALL MATERIALS PROPOSED FOR USE ON SITE TO BE APPROVED PRIOR TO ARRIVAL ON SITE
- LEVELS AND PROFILES OF ALL EXISTING SERVICES TO BE CONFIRMED ON SITE PRIOR TO CONSTRUCTION



NOTE: (CHAMBERS)

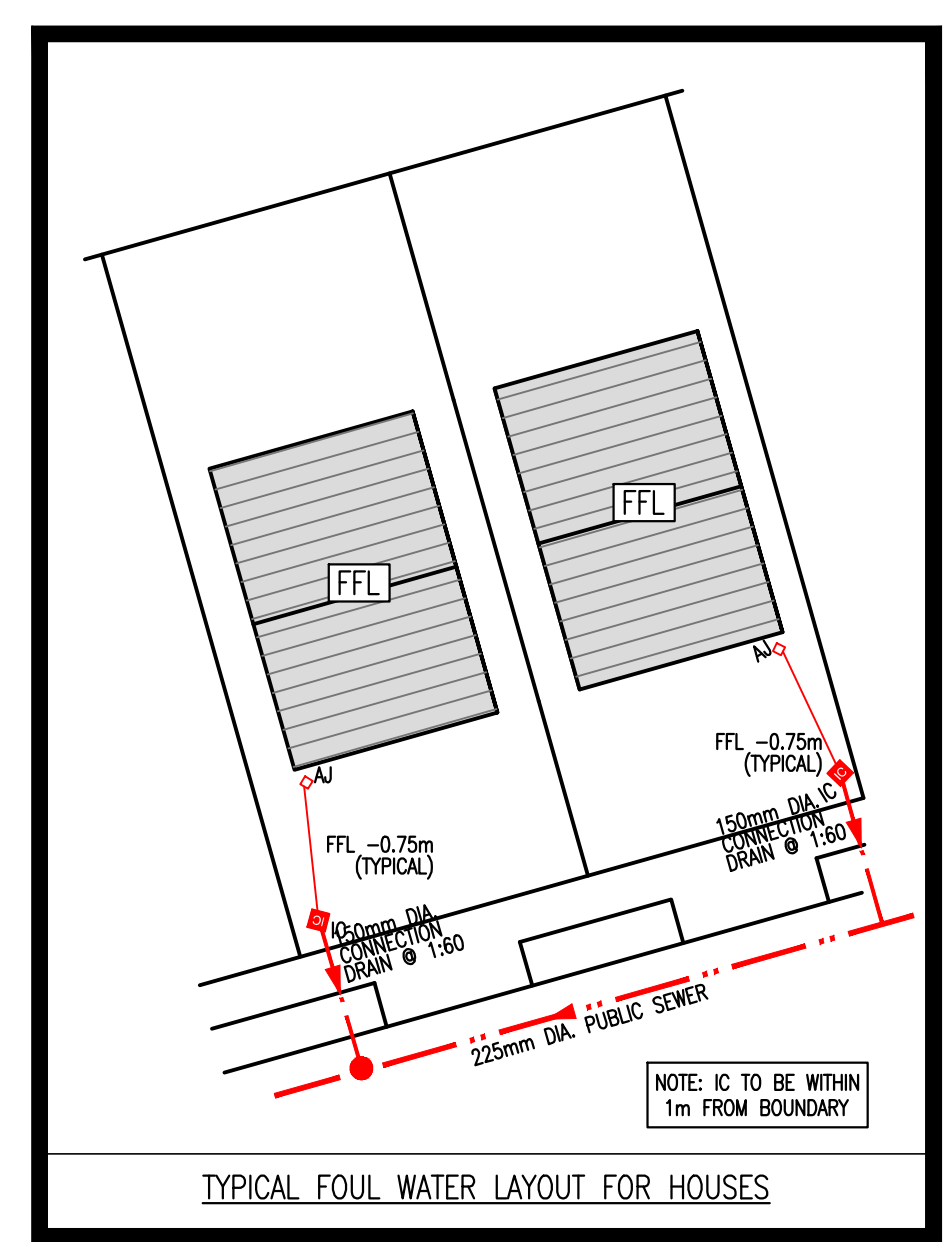
ARMSTRONG JUNCTIONS (315mm) TO HAVE A MAXIMUM DEPTH TO INVERT OF 620mm.

INSPECTION CHAMBERS - TYPE 1 (450mm) TO HAVE A MAXIMUM DEPTH TO INVERT OF 1.0m.

INSPECTION CHAMBERS - TYPE 2 (600mm) (TEGRA 600 OR SIMILAR) TO HAVE MAXIMUM DEPTH TO INVERT OF 1.25m.

NOTE:

INSTALLATION OF ARMSTRONG JUNCTIONS & INSPECTION CHAMBERS TO MANUFACTURERS GUIDELINES & APPROVAL FROM ENGINEER.



DATE	ISSUED FOR	APPROVED
20/01/22	PLANNING	JAWH
21/01/22	REVISION	BY
22/01/22	REVISION	BY
23/01/22	REVISION	BY
24/01/22	REVISION	BY
25/01/22	REVISION	BY
26/01/22	REVISION	BY
27/01/22	REVISION	BY
28/01/22	REVISION	BY
29/01/22	REVISION	BY
30/01/22	REVISION	BY
31/01/22	REVISION	BY
01/02/22	REVISION	BY
02/02/22	REVISION	BY
03/02/22	REVISION	BY
04/02/22	REVISION	BY
05/02/22	REVISION	BY
06/02/22	REVISION	BY
07/02/22	REVISION	BY
08/02/22	REVISION	BY
09/02/22	REVISION	BY
10/02/22	REVISION	BY
11/02/22	REVISION	BY
12/02/22	REVISION	BY
13/02/22	REVISION	BY
14/02/22	REVISION	BY
15/02/22	REVISION	BY
16/02/22	REVISION	BY
17/02/22	REVISION	BY
18/02/22	REVISION	BY
19/02/22	REVISION	BY
20/02/22	REVISION	BY
21/02/22	REVISION	BY
22/02/22	REVISION	BY
23/02/22	REVISION	BY
24/02/22	REVISION	BY
25/02/22	REVISION	BY
26/02/22	REVISION	BY
27/02/22	REVISION	BY
28/02/22	REVISION	BY
29/02/22	REVISION	BY
30/02/22	REVISION	BY
31/02/22	REVISION	BY

DBFL Consulting Engineers
Civil, Structural & Mechanical Engineering

180176-DBFL-FW-SP-DR-C-1022

P01